

OVERVIEW:

Make a basic triangle using bugles, cylinders and seed beads. Increase corners and sides for larger triangles. Connect multiples to form 3-D shapes.

MATERIALS:

- 12  15/0 seed bead
- 24  11/0 cylinder bead
- 6  #1 bugle bead

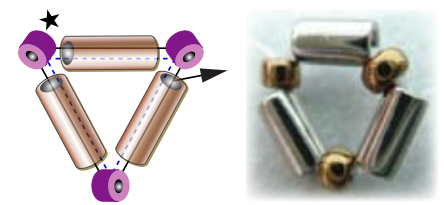
TOOLS AND NOTIONS:

- Braided Wire = 6# Fireline®
- Scissors (for braided wire)
- Beading Needles - Size 12

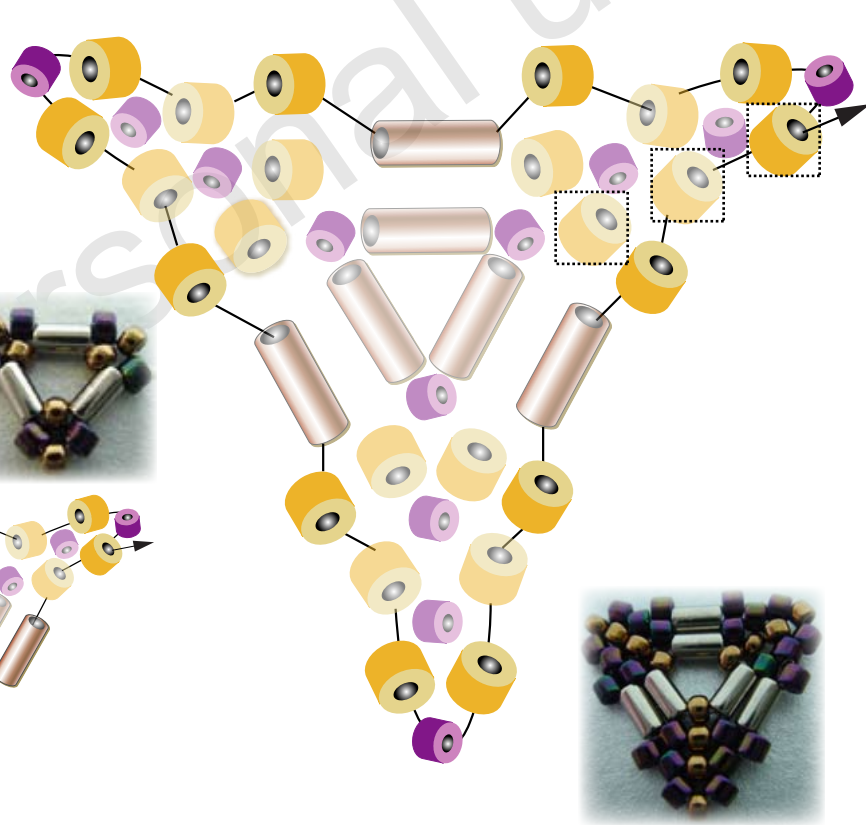
1 Thread 12 inches (30.5cm). Leave a 6 inches (15.2cm) tail, string as follows:




2 Form circle, needle forward, exiting bugle opposite start.



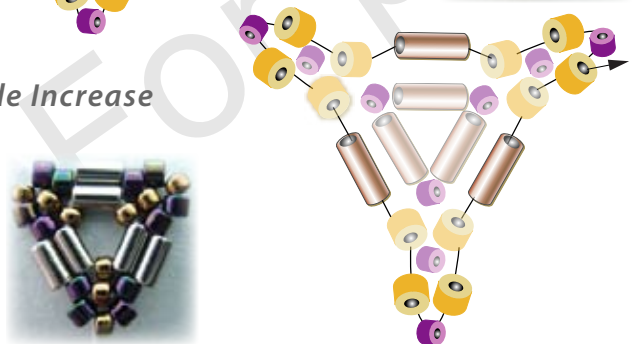
5 Finish: Weave in threads, cut.



3 Corner Increase

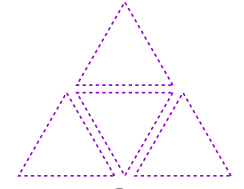


4 Side Increase



Designer Ideas:

Zip-stitch 4 triangles to make a Tetrahedron.



Or
8 triangles for an Octahedron.

